

City of Palm Coast Next Year Budget Analysis

-10% 55%
943,922 (5,078,320)

		2020 Actuals	2021 Actuals	2022 Original Budget	2022 Revised Budget	2022 YTD Actuals as of 06/01/22	2022 Projected Amount	2023 Requested Amount
65010000	FLEET MANAGEMENT FUND	(\$7,487,189)	(\$6,959,770)	(\$9,261,183)	(\$9,261,183)	(\$7,273,321)	(\$8,317,261)	(\$14,339,503)
331200-46001	FEDERAL GRANT PUBLIC SAFETY	\$0	\$0	\$0	\$0	\$0	\$0	\$0
	FEDERAL GRANTS	\$0	\$0	\$0	\$0	\$0	\$0	\$0
341000	CHARGE FOR FUEL-INTERNAL	(\$423,475)	(\$533,825)	(\$761,800)	(\$761,800)	(\$417,096)	(\$1,043,240)	(\$1,138,050)
341251	FLEET MAINTENANCE TRANSFER	(\$1,441,700)	(\$1,580,961)	(\$1,748,193)	(\$1,748,193)	(\$1,748,193)	(\$1,748,193)	(\$1,921,065)
341252	FLEET REPLACEMENT TRANSFER	(\$2,861,023)	(\$3,373,134)	(\$4,225,148)	(\$4,225,148)	(\$4,225,148)	(\$4,225,148)	(\$6,531,381)
	Details for FLEET REPLACEMENT TRANSFER							
	Fleet Replacement Allocations						(\$3,930,148)	(\$4,747,694)
	ADDITIONAL ALLOCATION FOR REPLACEMENTS						(\$295,000)	(\$1,783,687)
341252-10071	FLEET REPLACEMENT - 800MHZ	\$0	\$0	\$0	\$0	\$0	\$0	\$0
	GENERAL GOVERNMENT	(\$4,726,198)	(\$5,487,920)	(\$6,735,141)	(\$6,735,141)	(\$6,390,437)	(\$7,016,581)	(\$9,590,496)
349000	CHARGE FOR FUEL-EXTERNAL	(\$20,479)	(\$27,758)	(\$24,000)	(\$24,000)	(\$14,131)	(\$35,000)	(\$40,000)
	OTHER CHGS FOR SERVC	(\$20,479)	(\$27,758)	(\$24,000)	(\$24,000)	(\$14,131)	(\$35,000)	(\$40,000)
360000	MISCELLANEOUS REVENUES	(\$23,761)	\$0	\$0	\$0	(\$800)	(\$800)	\$0
	MISCELLANEOUS REVENU	(\$23,761)	\$0	\$0	\$0	(\$800)	(\$800)	\$0
361100	INTEREST EARNINGS	(\$158,241)	(\$10,921)	\$0	\$0	\$87,874	\$0	\$0
	INTEREST AND OTHER E	(\$158,241)	(\$10,921)	\$0	\$0	\$87,874	\$0	\$0
364000	DISPOSITION OF FIXED ASSETS	(\$467,759)	(\$608,395)	(\$790,000)	(\$790,000)	(\$573,162)	(\$675,000)	(\$500,000)
	DISPOSITION OF FA	(\$467,759)	(\$608,395)	(\$790,000)	(\$790,000)	(\$573,162)	(\$675,000)	(\$500,000)
369301	INSURANCE SETTLEMENTS	(\$75,014)	(\$118,154)	(\$20,000)	(\$20,000)	(\$50,653)	(\$51,000)	(\$20,000)
369301-99085	ACCIDENT INSURANCE	\$0	\$0	\$0	\$0	\$0	\$0	\$0
	OTHER MISC REVENUES	(\$75,014)	(\$118,154)	(\$20,000)	(\$20,000)	(\$50,653)	(\$51,000)	(\$20,000)
381000	TRANSFER FROM GENERAL FUND NO	(\$619,138)	(\$74,923)	(\$133,291)	(\$133,291)	(\$58,033)	(\$124,520)	(\$224,297)
	NE2-22 NEW Tow behind lift (Parks & Recreation - Maintenance)						(\$33,805)	\$0
	NE4-22 NEW Area - Vator EA600 (Parks & Recreation - Maintenance)						(\$6,122)	\$0
	NV1-22 NEW F150 (Parks & Recreation - Maintenance)						(\$25,379)	\$0
	NE5-22 NEW Sand-Pro (Parks & Recreation - Maintenance)						(\$26,560)	\$0
	NE3-22 NEW Ventrac (Parks & Recreation - Maintenance)						(\$22,704)	\$0
	NE1-22 NEW Tow behind Pressure Washer (Parks & Recreation - Maintenance)						(\$9,950)	\$0
	N8 - FY23 - John Deer - Tractor Loader (Golf)						\$0	(\$43,050)
	N9 - FY23 - Zturn 73" Mower (Parks)						\$0	(\$15,065)
	N11 - FY23 - Turf Tank Painter (Parks)						\$0	(\$59,325)
	N19 - FY23 - F250 - Crew Cab pickup (Streets)						\$0	(\$38,646)
	N20 - FY23 - 7 x 16 Enclosed Trailer (Streets)						\$0	(\$6,200)

City of Palm Coast Next Year Budget Analysis

							-10%	55%
	N24 - FY23 - Escape Hybrid (Streets)						\$0	(\$30,013)
	N38 -FY23 - John Deer Golf Cart (Streets)						\$0	(\$15,999)
	N39 -FY23 - John Deer Golf Cart (Streets)						\$0	(\$15,999)
381020	TRANSFER FROM BUILDING FUND	(\$58,378)	(\$56,762)	\$0	\$0	\$0	\$0	(\$121,734)
	N1 - FY23 - F 150 - (Building)						\$0	(\$40,578)
	N37 - FY23 - F 150 - (Building)						\$0	(\$40,578)
	N42 - FY23 - F 150 - (Building)						\$0	(\$40,578)
381043	TRANSFER FROM SOLID WASTE FUND	\$0	\$0	\$0	\$0	\$0	\$0	(\$29,628)
	N12 - FY23 - Ford Escape Hybrid (Solid Waste)						\$0	(\$29,628)
381041	TRANSFER FROM UTILITY FUND	(\$102,738)	(\$165,272)	(\$96,280)	(\$96,280)	\$0	(\$96,280)	(\$1,004,686)
	NV2-22 NEW Meter Tech (Water Distribution)						(\$34,460)	\$0
	NE8-FY22 - 6" Trailer Mounted By-Pass Pump						(\$61,820)	\$0
	N27 - FY23 - Vacon (Wastewater)							(\$615,826)
	N28 - FY23 - Mack - 18yd Dump Truck							(\$183,137)
	N32 - FY23 - F250 (Water Distribution)							(\$55,051)
	N35 - FY23 - F150 (Waste Water Treatment)							(\$39,582)
	N36 -FY23 - F150 short bed (Utility CM&E)							(\$36,732)
	N41 - FY23 - F550 (Wastewater)							(\$74,358)
381042	TRANSFER FROM UTILITY CAP PROJ	\$0	\$0	\$0	\$0	\$0	\$0	\$0
381052	TRANSFER FROM FACILITIES FUND	\$0	\$0	\$0	\$0	\$0	\$0	(\$26,464)
	N43-FY23-Landscape Trailer (Facilities)							(\$6,514)
	N44-FY23-John Deer Gator Cart (Facilities)							(\$19,950)
	INTERFUND TRANSFER	(\$780,254)	(\$296,957)	(\$229,571)	(\$229,571)	(\$58,033)	(\$220,800)	(\$1,406,809)
381044	TRANSFER FROM STORMWATER UTIL	(\$1,235,483)	(\$409,664)	(\$335,708)	(\$335,708)	(\$273,980)	(\$318,080)	(\$196,928)
	NE6-22 926M Wheeled Loader (Storm Water Maintenance)						(\$168,914)	\$0
	NV3-22 NEW 1500 ext cab 4x4 (Storm Water Maintenance)						(\$44,100)	\$0
	NE7-22 NEW Mulcher (Storm Water Maintenance)						(\$39,564)	\$0
	NV4-22 NEW 1500 ext cab 4x4 (Storm Water Maintenance)						(\$32,751)	\$0
	NV5-22 NEW 1500 ext cab 4x4 (Storm Water Operations)						(\$32,751)	\$0
	N14 - FY23 - Tow Master T-50RG - Trailer (Stormwater)						\$0	(\$49,852)
	N15-FY23 - Enclosed Trailer (Stormwater)						\$0	(\$11,082)
	N16 - FY23 - F150 - Ext Cab 4x4 (Stormwater)						\$0	(\$40,578)
	N17- FY23 - F150 Pickup (Stormwater)						\$0	(\$40,578)
	N18 - FY23 - Enclosed Trailer (Stormwater)						\$0	(\$11,082)
	N45-FY23 - Ford Ranger (Stormwater)						\$0	(\$43,756)
	CONTR FR ENTERPRISE	(\$1,235,483)	(\$409,664)	(\$335,708)	(\$335,708)	(\$273,980)	(\$318,080)	(\$196,928)
380100	APPROPRIATED FUND BALANCE	\$0	\$0	(\$1,126,763)	(\$1,126,763)	\$0	\$0	(\$2,585,270)
	Appropriated fund balance - capital purchases - FY2022 Carryovers						\$0	(\$2,585,270)

City of Palm Coast Next Year Budget Analysis

							-10%	55%
	EQUITY ACCOUNTS	\$0	\$0	(\$1,126,763)	(\$1,126,763)	\$0	\$0	(\$2,585,270)
							8,317,261	14,339,503
							0	-

City of Palm Coast Next Year Budget Analysis

-10% 55%
(943,922) 5,078,320

		2020 Actuals	2021 Actuals	2022 Original Budget	2022 Revised Budget	2022 YTD Actuals as of 06/01/22	2022 Projected Amount	2023 Requested Amount
65010071	FLEET MANAGEMENT FUND	\$4,681,979	\$5,525,005	\$9,261,183	\$9,261,183	\$2,383,249	\$8,317,261	\$14,339,503
012000	SALARIES AND WAGES	\$482,592	\$544,621	\$666,994	\$666,994	\$362,994	\$626,994	\$824,717
	Details for SALARIES AND WAGES							
	FY 23 FLEET DIVISION MANAGER - FULLY ENCUMBERED						\$0	\$121,406
	Existing Salaries & Wages						\$626,994	\$703,311
012010	CAR/CELL ALLOWANCE	\$1,725	\$1,831	\$2,070	\$2,070	\$1,197	\$2,070	\$0
014000	OVERTIME	\$12,013	\$10,755	\$20,000	\$20,000	\$8,665	\$20,000	\$20,000
021000	FICA TAXES	\$27,938	\$32,412	\$42,714	\$42,714	\$22,049	\$42,714	\$44,462
021100	MEDICARE	\$6,531	\$7,580	\$9,996	\$9,996	\$5,157	\$9,996	\$10,404
022000	RETIREMENT CONTRIBUTIONS	\$54,141	\$63,336	\$81,548	\$81,548	\$43,915	\$81,548	\$84,961
023000	HEALTH INSURANCE	\$101,329	\$94,894	\$143,868	\$143,868	\$69,069	\$133,868	\$138,154
023005	ANNUAL OPEB COST	(\$8,186)	\$4,360	\$0	\$0	\$0	\$0	\$0
023030	LIFE INSURANCE	\$838	\$854	\$3,097	\$3,097	\$596	\$3,097	\$3,228
023035	DISABILITY	\$1,438	\$1,718	\$3,064	\$3,064	\$1,253	\$3,064	\$3,193
024000	WORKERS COMPENSATION	\$7,807	\$10,377	\$17,195	\$17,195	\$11,833	\$17,195	\$16,365
025000	STATE UNEMPLOYMENT COMPENSATIO	\$0	\$0	\$0	\$0	\$0	\$0	\$0
	PERSONAL SERVICES	\$688,166	\$772,740	\$990,546	\$990,546	\$526,727	\$940,546	\$1,145,484
034000	OTHER CONTRACTUAL SVCS	\$58,781	\$63,051	\$68,200	\$68,200	\$64,807	\$68,200	\$1,000
	Details for OTHER CONTRACTUAL SVCS							
	Ford Diagnostic Software (IDS License)						\$2,000	\$0
	Fuel Master Maintenance (Syn-Tech Systems)						\$4,009	\$0
	Misc Services						\$210	\$1,000
	Mitchell 1 Computerized Maintenance Program						\$2,223	\$0
	Vehicle Fleet Manager Network Maintenance (workshop)						\$1,392	\$0
	GPS Monitoring Service						\$56,366	\$0
	JPRO (J-Link) Professional Vehicle Diagnostic Tool						\$2,000	\$0
040000	TRAVEL & EXTERNAL TRAINING	\$2,714	\$2,747	\$5,600	\$5,600	\$4,464	\$5,600	\$23,500
	Details for TRAVEL & EXTERNAL TRAINING							
	National Association of Fleet Administrators (NAFA)						\$0	\$200
	APWA Certificate						\$0	\$300
	FIRE APPARATUS TRAINING						\$1,500	\$6,000
	Administrative Professional training						\$0	\$3,200
	Misc Training						\$1,000	\$1,000

City of Palm Coast Next Year Budget Analysis

							-10%	55%
	Faster Fall Training						\$0	\$1,500
	Pierce (Fire)						\$0	\$1,500
	Computer Classes & test fees						\$0	\$1,025
	AUTOMOTIVE SERVICE EXCELLENCE (ASE) CERTIFICATIONS						\$1,500	\$2,400
	Certified Association of Fleet Managers Training & Test Fees						\$250	\$0
	Faster User Training						\$0	\$1,000
	Certified Automotive Fleet Manager (CAFM)						\$0	\$1,200
	Florida Association of Governmental Fleet Administrators (FLAGFA) Conferences & testing fees						\$0	\$2,425
	FLEET MANAGER'S CONFERENCE FOR SUPERVISOR						\$750	\$0
	CDL License						\$600	\$1,000
	Certified Automotive Fleet Specialist (CAFS)						\$0	\$750
043000	ELECTRICITY	\$1,455	\$1,543	\$2,472	\$2,472	\$1,151	\$2,472	\$2,472
	Details for ELECTRICITY							
	rate increase by FPL of 3%						\$72	\$72
	Electricity						\$2,400	\$2,400
043042	WATER	\$7,104	\$4,948	\$6,000	\$6,000	\$4,549	\$6,000	\$6,000
	Details for WATER							
	Fuel Depot						\$6,000	\$6,000
044000	RENTALS/LEASES	\$8,452	\$10,844	\$11,200	\$11,200	\$7,207	\$11,200	\$13,012
	Details for RENTALS/LEASES							
	WELDING TANKS RENTAL						\$3,500	\$4,500
	Administration Trailer Lease						\$7,700	\$8,300
046000	REPAIR AND MAINTENANCE SVCS	\$179,660	\$199,895	\$259,000	\$259,000	\$68,625	\$259,000	\$311,550
	Details for REPAIR AND MAINTENANCE SVCS							
	Pump Maintenance						\$10,500	\$12,600
	Damage/Crash repairs						\$30,000	\$36,000
	Lift Maintenance						\$4,000	\$4,800
	Screener & Chipper Maintenance + Brush Replacements						\$5,000	\$6,000
	Guardian Fuel tech-annual operability testing of equipment PW & fuel depot (2x325.00)						\$0	\$750
	Misc. Repairs						\$2,000	\$2,400
	Window repair and replacements						\$5,000	\$6,000
	Repair & Maintenance of heavy equipment						\$65,000	\$78,000
	Repair & Maintenance Heavy Trucks						\$60,000	\$72,000
	Light Truck Alignments & Tire Repairs						\$3,000	\$3,600
	Fuel Depot Repairs						\$5,000	\$6,000
	Aerial Inspections						\$1,000	\$1,200
	Track & Under Carriage Maintenance						\$12,000	\$14,400

City of Palm Coast Next Year Budget Analysis

							-10%	55%
	Variable Message Board Speed Monitoring Maintenance						\$2,500	\$3,000
	Light/Medium Trucks Repairs						\$35,000	\$42,000
	Welding Repairs						\$4,000	\$4,800
	Mower repairs						\$15,000	\$18,000
046020	REPAIR & MAINTENANCE-FIRE	\$0	\$0	\$0	\$0	\$0	\$0	\$254,450
	Details for REPAIR & MAINTENANCE-FIRE							
	Tires, Tire Repair & Alignment						\$0	\$27,500
	Repairs & Maintenance						\$0	\$133,000
	Aerial Testing						\$0	\$1,500
	Parts, hardware, & supplies						\$0	\$77,000
	Towing Services						\$0	\$2,750
	Pump Testing & Repairs						\$0	\$7,700
	Damage/Crash Repairs						\$0	\$5,000
046030	REPAIR & MAINTENANCE-GOLF	\$0	\$0	\$0	\$0	\$0	\$0	\$47,027
	Details for REPAIR & MAINTENANCE-GOLF							
	Golf Cart Repair						\$0	\$10,000
	(77) Golf Cart Maintenance Allocation						\$0	\$30,663
	R&M Allocation - Equipment						\$0	\$4,563
	R&M - Allocation for F-150						\$0	\$1,801
049000	OTHER CHARGES AND OBLIGATIONS	\$49,170	\$24,665	\$0	\$0	\$0	\$0	\$0
049060	INTERNAL SERVICE MOWING	\$0	\$0	\$0	\$0	\$0	\$0	\$0
049070	INTERNAL SERVICE GF ADMIN FEE	\$0	\$0	\$24,385	\$24,385	\$24,385	\$24,385	\$22,908
051000	OFFICE SUPPLIES	\$0	\$0	\$2,500	\$2,500	\$706	\$2,500	\$2,500
	Details for OFFICE SUPPLIES							
	Misc. Office Supplies						\$2,500	\$2,500
051010	POSTAGE	\$0	\$0	\$500	\$500	\$5	\$500	\$500
	Details for POSTAGE							
	Postage & Shipping charges						\$500	\$500
052000	OPERATING SUPP&EQUIPUNDER\$5K	\$492,757	\$539,578	\$585,920	\$585,920	\$383,059	\$635,920	\$767,800
	Details for OPERATING SUPP&EQUIPUNDER\$5K							
	Damage/Crash Repair Parts						\$3,000	\$3,600
	Hazardous Waste Removal						\$5,000	\$5,000
	Batteries (misc types)						\$20,000	\$20,000
	Tires/ Tire Services/ Tire Supplies						\$170,000	\$156,000
	Car Wash						\$2,000	\$2,000
	Boot stipend						\$1,920	\$2,000

City of Palm Coast Next Year Budget Analysis

							-10%	55%
	Monitor To DEF Tank (Fuel Depot)						\$4,000	\$0
	Golf Carts Repair and Maintenance						\$0	\$40,000
	Tools & Supplies						\$35,000	\$35,000
	Welding Supplies						\$1,000	\$1,200
	Misc Exp						\$500	\$500
	Hardware & Parts						\$250,000	\$325,000
	Vehicle & Equipment Registration Fees						\$6,000	\$6,000
	Filters & supp for fuel polishing						\$5,000	\$5,000
	Oils, Lubricants, Grease						\$35,000	\$50,750
	Towing Services						\$2,500	\$2,500
	Ipads & touch books for mechanics (5)						\$3,500	\$2,500
	Mower & Small Equipment Parts						\$80,000	\$96,000
	Uniform Service						\$4,000	\$5,000
	Shop Supplies						\$6,000	\$7,800
	Uniform Shirts and Jackets						\$1,000	\$1,200
	Personal Protection Equipment (PPE)						\$500	\$750
052000-10071	OPERATING SUPP&EQUIPUNDER\$5K	\$0	\$0	\$0	\$0	\$0	\$0	\$0
052002	FUEL FOR RESALE	\$418,155	\$512,424	\$735,963	\$735,963	\$504,577	\$1,009,991	\$1,103,599
052005	FUEL ALLOCATION	\$24,735	\$33,627	\$35,000	\$35,000	\$27,033	\$35,000	\$35,000
	Details for FUEL CHARGE							
	FUEL ALLOCATION						\$35,000	\$35,000
054000	BOOKS, PUB, SUBSCRIP, MEMBERSH	\$630	\$836	\$950	\$950	\$929	\$950	\$5,460
	Details for BOOKS, PUB, SUBSCRIP, MEMBERSH							
	APWA Annual Membership						\$0	\$630
	NAFA - Annual Membership						\$0	\$1,500
	FLAGFA - Annual Membership						\$0	\$200
	Mechanics - Publications						\$950	\$3,130
059000	DEPRECIATION	\$66,456	\$16,640	\$0	\$0	\$0	\$0	\$0
059001	DEPRECIATION EXP BUILDINGS	\$0	\$0	\$0	\$0	\$0	\$0	\$0
059002	DEPRECIATION EXP-MACH AND EQUI	\$2,424,539	\$2,730,991	\$0	\$0	\$83,263	\$0	\$0
059003	DEPRECIATION EXP-IMPROTHBUILDI	\$43,886	\$43,886	\$0	\$0	\$0	\$0	\$0
	OPERATING EXPENDITUR	\$3,778,494	\$4,185,675	\$1,737,690	\$1,737,690	\$1,174,762	\$2,061,718	\$2,596,778
061000	LAND	\$0	\$0	\$0	\$0	\$0	\$0	\$0
064000	MACHINERY & EQUIPMENT OVER \$5K	\$4,502,927	\$2,779,705	\$5,225,620	\$5,225,620	\$2,162,540	\$2,592,823	\$7,553,403
	Details for MACHINERY & EQUIPMENT OVER \$5K							
	FY22 - VR48-22 Rep #1449 F350 (Streets)						\$0	\$48,357
	FY22 - VR6-22 Rep #1899 F250 (Parks Maintenance)						\$0	\$38,140

City of Palm Coast Next Year Budget Analysis

		-10%	55%
	FY22 - VR25-22 Rep #000651 F150 (Fire)	\$0	\$47,129
	FY22 - VR14-22 Rep #986 F350 (Streets)	\$0	\$42,068
	FY22 - VR16-22 Rep #1615 F350 (Waste Water Collection)	\$0	\$45,876
	FY22 - VR13-22 Rep #1916 F250 (Waste Water Collection)	\$0	\$42,637
	FY22 - VR45-22 Rep #1051 2021 Ford F350 (Streets)	\$0	\$47,487
	FY22 - VR57-22 Rep #1578 2021 Ford F550 (Stormwater Maintenance)	\$0	\$73,296
	FY22 - VR49-22 Rep #4073/NT00841 2021 Ford F350 (Streets)	\$0	\$48,687
	FY22 - VR10-22 Rep #1787 F250 (Water Distribution)	\$0	\$40,250
	FY22 - VR29-22 Rep #1667 F250 (WTP 1)	\$0	\$42,707
	FY22 - VR42-22 Rep #1029 2022 Ford F350 (Streets)	\$0	\$46,520
	FY22 - VR34-22 Rep #1280 2021 Ford F250 4x4/ Quad Cab Pickup (Fire)	\$0	\$48,908
	FY22 - VR5-22 Rep #1037 F350 (Streets)	\$0	\$46,096
	FY22 - VR20-22 Rep #1668 F250 (Waste Water Collection)	\$0	\$42,637
	FY22 - VR2-22 Rep #1656 2021 Ford F250 Quad Cab 4x4 Pickup (Fire)	\$0	\$48,908
	FY22 - VR46-22 Rep #1426/NT00511 2022 Ford F750 (Streets)	\$0	\$92,065
	FY22 - VR28-22 Rep #1367 2022 International HV Crew Truck (Water Distribution)	\$0	\$109,802
	FY22 - VR24-22 Rep #1604 F250 (Streets)	\$0	\$35,735
	FY22 - VR51-22 Rep #1425 2022 Ford F550 (Parks Maintenance)	\$0	\$57,164
	FY22 - VR1-22 Rep #1880 F250 (Water Distribution)	\$0	\$45,045
	FY22 - VR4-22 Rep #1740 F250 (Water Distribution)	\$0	\$40,250
	FY22 - VR12-22 Rep #1136 2021 Ford F250 Ext Cab 4x4 Pickup (Stormwater Maintenance)	\$0	\$32,477
	FY22 - VR9-22 Rep #405 2021 Ford F250 (Water Quality)	\$0	\$41,700
	FY22 - VR43-22 Rep #1047/NT00842 2022 Ford F350	\$0	\$46,520
	FY22 - VR8-22 Rep #1040 2021 Ford F550 (Fleet)	\$0	\$101,163
	FY22 - VR31-22 Rep #000703A 2021 Ford F350 Utility Body (Water Distribution)	\$0	\$44,769
	FY22 - VR33-22 Rep #1676 F350 (Waste Water Collection)	\$0	\$47,349
	FY22 - VR7-22 Rep #1577 F550 (Storm Water Maintenance)	\$0	\$68,551
	FY22 - ER30-22 Rep #NT1471G Toro ProForce Blower	\$0	\$7,903
	FY22 - ER20-22 Rep #1598 4700-D Groundsmaster (Parks Maintenance)	\$0	\$85,984
	FY22 - ER31-22 Rep #1476 Toro Sand Pro 5040	\$0	\$24,688
	FY22 - NE5-22 NEW Toro Sand-Pro 5040 (Parks & Recreation - Maintenance)	\$0	\$26,560
	FY22 - ER28-22 Rep #1849 Greensmaster 3420 TriFlex	\$0	\$49,471
	FY22 - ER18-22 Rep #1500 Groundsmaster 4700-D	\$0	\$85,984
	FY22 - NE8-22 NEW 6" Trailer Mounted By-Pass Pump (WW Pumping)	\$0	\$61,820
	FY22 - NE1-22 NEW Tow behind Pressure Washer (Parks & Recreation - Maintenance)	\$0	\$9,950
	FY22 - VR55-22 Rep #1540 Escape (Utility Admin)	\$0	\$26,008
	FY22 - VR52-22 Rep #1538 2021Ford Escape (CME)	\$0	\$27,784

City of Palm Coast Next Year Budget Analysis

		-10%	55%
	FY22 - VR41-22 Rep #1539 2021 Ford Escape (Code)	\$0	\$27,363
	FY22 - VR26-22 Rep #987 2021 Ford Transit Van Transit Connect (IT)	\$0	\$28,520
	FY22 - VR27-22 Rep #1153 2021 Ford Escape Hybrid	\$0	\$26,008
	FY22 - NE2-22 NEW Tow behind lift (Parks & Recreation - Maintenance)	\$0	\$32,195
	FY22 - ER8-22 Rep #1337 Ventrac Vaccum Att. (Streets)	\$0	\$6,882
	FY22 - ER29-22 Rep #1852 Greensmaster 3420 TriFlex	\$0	\$49,471
	FY22 - ER6-22 Rep #1127 2022 Mack GR64B Dump Truck	\$0	\$159,737
	FY22 - ER5-22 Rep #1575 2022 Mack GR64B Dump Truck	\$0	\$176,912
	FY22 - ER10-22 Rep #1416 2022 Mack GR64B	\$0	\$159,737
	PW Veeter Root	\$24,509	\$0
	Tire Machine Replacement	\$13,590	\$0
	FY22 - ER2-22 Rep #000203 John Deer Gator Cart HPX615E (Streets)	\$16,350	\$0
	NE7-22 NEW Mulcher (Storm Water Maintenance)	\$39,564	\$0
	ER24-22 Rep #1714 2021 Eager Beaver B8-DOW/20 XPT (Waste Water Pumping)	\$19,990	\$0
	ER21-22 Rep #1822 Brouwer Vaccum(Parks Maintenance)	\$67,204	\$0
	ER22-22 Rep #1712 2021 Eager Beaver B8-DOW/20 XPT (Waste Water Pumping)	\$19,990	\$0
	NE3-22 NEW Ventrac 4500Z (Parks & Recreation - Maintenance)	\$22,704	\$0
	ER1-22 Rep #1623 Caterpillar CB24B Roller (Streets)	\$48,702	\$0
	ER11-22 Rep #971 Caterpillar 906M Wheel Loader (Streets)	\$70,555	\$0
	ER17-22 Rep #1961 100" Deck (Streets)	\$12,758	\$0
	ER32-22 Rep Asset #1989 50 Replacement Carts Golf carts (P&R Golf)	\$204,051	\$0
	ER26-22 Rep #1567 Diamond 72" Drum Mulcher (Stormwater Maintenance)	\$32,669	\$0
	ER23-22 Rep #1713 2021 Eager Beaver B8-DOW/20 XPT (Waste Water Pumping)	\$19,990	\$0
	NE4-22 NEW Area - Vator EA600 (Parks & Recreation - Maintenance)	\$5,773	\$0
	ER14-22 Rep #1804 Scag Turf Tiger 52" (Streets)	\$10,923	\$0
	ER16-22 Rep #1959 100" Deck (Streets)	\$12,758	\$0
	ER13-22 Rep #000920 2021 Eager Beaver B8-DOW/20 XPT (Streets)	\$19,990	\$0
	ER27-22 Rep #1694 Caterpillar 304E2 Hydraulic Excavator (Waste Water Collection)	\$55,154	\$0
	ER7-22 Rep #1560 Massey Ferguson MF7715 Tractor/ Boom Axe (Streets)	\$197,418	\$0
	NE6-22 926M Wheeled Loader (Storm Water Maintenance)	\$165,707	\$0
	ER15-22 Rep #1805 Scag Turf Tiger 52" (Streets)	\$10,923	\$0
	ER9-22 Rep #1415 Caterpillar 926M Wheeled Loader (Streets)	\$168,914	\$0
	ER4-22 Rep #1697 Vac Con (Waste Water Collection)	\$549,810	\$0
	VR32-22 Rep #000644 F150 (Water Distribution)0	\$32,819	\$0
	NV1-22 NEW F150 (Parks & Recreation - Maintenance)	\$25,379	\$0
	NV5-22 NEW 1500 ext cab 4x4 (Storm Water Operations)	\$32,751	\$0
	VR21-22 Rep #1661 F150 (Code)	\$26,094	\$0

City of Palm Coast Next Year Budget Analysis

		-10%	55%
	NV4-22 NEW 1500 ext cab 4x4 (Storm Water Maintenance)	\$32,751	\$0
	VR30-22 Rep #658 2021 Ford F150 Ext cab Pickup (P&R Golf)	\$25,910	\$0
	VR11-22 Rep #1819 F150 (Planning)	\$26,094	\$0
	NV2-22 NEW F-150 (Water Distribution)	\$32,819	\$0
	VR23-22 Rep #1663 F150 (Code)	\$26,094	\$0
	VR15-22 Rep #000670 F150 (Waste Water Collection)	\$29,448	\$0
	VR58-22 Rep #1135 F150 (Building)	\$26,094	\$0
	VR54-22 Rep #1139 2021 Ford F150 (Utility Admin)	\$29,438	\$0
	VR40-22 Rep #000671 F150m (Planning)	\$26,094	\$0
	NV3-22 NEW 1500 ext cab 4x4 (Storm Water Maintenance)	\$32,751	\$0
	VR3-22 Rep #1660 F150 (Code)	\$26,094	\$0
	ER12-22 Rep #1588 CTX160 Compact Utility Loader (Streets)	\$51,081	\$0
	ER25-22 Rep #1580 PECO Brush Blazer	\$15,405	\$0
	ER19-22 Rep #1537 John Deere 3035D Loader	\$31,590	\$0
	ER3-22 Rep #1270 2022 Mack GR64B Pump Truck	\$151,868	\$0
	VR53-22 Rep #978 Explorer (Utility Admin)	\$28,664	\$0
	VR1 - FY23 - F150 (Code)	\$0	\$24,308
	VR2 - FY23 - F150 (Code)	\$0	\$24,308
	VR3 - FY23 - F150 (Code)	\$0	\$24,308
	VR4 - FY23 - F150 (Code)	\$0	\$24,308
	VR5 - FY23 - F250 (Facilities)	\$0	\$60,545
	VR6 - FY23 - F250 (Parks)	\$0	\$59,758
	VR7 - FY23-F150 (Streets)	\$0	\$48,170
	VR12 - FY23 - F250 (Streets)	\$0	\$85,217
	VR15-FY23 - E250 - Cargo Van (Stormwater)	\$0	\$59,946
	VR 16 - FY23 - F150 (Stormwater)	\$0	\$44,134
	VR17 - FY23-F750 Dump Truck (Wastewater)	\$0	\$164,969
	VR18-FY23-F550 with Crane (Wastewater)	\$0	\$164,969
	VR22 - FY23 - F250 (Wastewater)	\$0	\$51,594
	VR19-FY23-F350 (Wastewater)	\$0	\$164,969
	VR20-FY23-F350 (Wastewater)	\$0	\$164,969
	VR23-FY23-F250 (Water Distribution)	\$0	\$52,000
	VR25-FY23-F150 (Water Distribution)	\$0	\$52,372
	VR27-FY23-F250 (Water Quality)	\$52,400	\$0
	ER1-FY23-Toro 4500 Grounds Master Mower (Golf)	\$0	\$55,841
	ER2-FY23-Toro 3040 Sand Pro (Golf)	\$0	\$32,532
	ER25-FY23-Golf Carts (22) (Golf)	\$0	\$188,478

City of Palm Coast Next Year Budget Analysis

		-10%	55%
	ER27-FY23-Range Picker (Golf)	\$0	\$10,996
	ER28-FY23-Toro 5510D (Golf)	\$0	\$84,174
	ER3-FY23-Toro 34215 Sprayer (Parks)	\$0	\$22,825
	ER4-FY23- Brouwer TR224 Roller (Parks)	\$0	\$23,267
	ER5-FY23 - Toro 3500D Groundsmaster (Parks)	\$0	\$15,999
	ER6-FY23 - Tandem Dump (Storm Water)	\$0	\$193,637
	ER7-FY23- Tandem Dump (Storm Water) - Per Fleet Supervisor remove since not available for FY 2023	\$0	\$0
	ER8-FY23- Tandem Dump (Storm Water) - per Fleet Supervisor remove since not available for FY 2023	\$0	\$0
	ER9-FY23-Excavator (Storm Water)	\$0	\$496,827
	ER10-FY23 - Mulcher (Storm Water)	\$0	\$41,542
	ER11-FY23-Scag Mower 52" (Storm Water)	\$0	\$9,695
	ER12-FY23-Scag Mower 52" (Storm Water)	\$0	\$9,695
	ER13-FY23-Scag Mower 48" (Storm Water)	\$0	\$9,335
	ER16-FY23-Fork Lift (Streets)	\$0	\$81,344
	ER17-FY23-Tractor MT 465 (Streets)	\$0	\$110,649
	ER18-FY23-Bush Hog (Streets)	\$0	\$20,540
	ER19-FY23-Toro Sprayer (Streets)	\$0	\$22,825
	ER21-FY23-Anderson Trailer (Streets)	\$0	\$9,429
	ER26-FY23-Alamo Slope Mower (Streets)	\$0	\$65,128
	ER29-FY23-Skid Steer (Streets)	\$0	\$109,754
	ER20-FY23- Turgine Blower (Streets)	\$0	\$10,959
	ER22-FY23- John Deer Tractor (Waste Water)	\$0	\$110,649
	ER23-FY23- Thompson Pump (Waste Water)	\$0	\$65,512
	ER24-FY23- Komatsu Fork Lift (Water Distribution)	\$0	\$77,209
	N1 - FY23 - F 150 - (Building)	\$0	\$40,578
	N7- FY23 - Ford Escape (Fleet)	\$0	\$31,225
	N8 - FY23 - John Deer - Tractor Loader (Golf)	\$0	\$43,050
	N9 - FY23 - Zturn 73" Mower (Parks)	\$0	\$15,065
	N11 - FY23 - Turf Tank Painter (Parks)	\$0	\$59,325
	N12 - FY23 - Ford Escape Hybrid (Solid Waste)	\$0	\$29,628
	N14 - FY23 - Tow Master T-50RG - Trailer (Stormwater)	\$0	\$49,852
	N15-FY23 - Enclosed Trailer (Stormwater)	\$0	\$11,082
	N16 - FY23 - F150 - Ext Cab 4x4 (Stormwater)	\$0	\$40,578
	N17- FY23 - F150 Pickup (Stormwater)	\$0	\$40,578
	N18 - FY23 - Enclosed Trailer (Stormwater)	\$0	\$11,082
	N19 - FY23 - F150 - Crew Cab pickup (Streets)	\$0	\$38,646
	N20 - FY23 - 7 x 16 Enclosed Trailer (Streets)	\$0	\$6,200

City of Palm Coast Next Year Budget Analysis

							-10%	55%
	N24 - FY23 - Escape Hybrid (Streets)						\$0	\$30,013
	N27 - FY23 - Vacon (Wastewater)						\$0	\$615,826
	N28 - FY23 - Mack - 18yd Dump Truck						\$0	\$183,137
	N32 - FY23 - F250 (Water Distribution)						\$0	\$55,051
	N35 - FY23 - F150 (Waste Water Treatment)						\$0	\$39,582
	N36 -FY23 - F150 short bed (Utility CM&E)						\$0	\$36,732
	N37 - FY23 - F 150 - (Building)						\$0	\$40,578
	N38 -FY23 - John Deer Golf Cart (Streets)						\$0	\$15,999
	N39 -FY23 - John Deer Golf Cart (Streets)						\$0	\$15,999
	N41 - FY23 - F550 (Wastewater)						\$0	\$74,358
	N42 - FY23 - F 150 - (Building)						\$0	\$40,578
	N43-FY23-Landscape Trailer (Facilities) move to streets						\$6,514	\$0
	N44-FY23-John Deer Gator Cart (Facilities)						\$0	\$19,950
	N45-FY23 - Ford Ranger(Stormwater)						\$0	\$43,756
	Small Engine Shop Lift						\$6,949	\$0
	Asset 2267 Mower Deck						\$7,725	\$0
	VR29-FY23 - Asset 1994 Replacement Ford F-750						\$0	\$160,000
	Asset 1914 Replacement Boom Lift						\$0	\$30,000
064000-10071	MACHINERY & EQUIPMENT OVER \$5K	\$0	\$0	\$0	\$0	\$0	\$0	\$0
064000-46001	FIRE TRUCK	\$0	\$1,016,122	\$593,250	\$593,250	\$568,169	\$569,000	\$1,527,695
	Details for MACHINERY & EQUIPMENT OVER \$5K							
	VR17-22 Rep #1332 E-One Pumper Typhoon (Fire)						\$569,000	\$0
	FVR1-FY23-Dodge Grand Caravan (Fire)						\$0	\$42,978
	FVR3-FY23-Pumper Seagrave Flame (Fire)						\$0	\$653,943
	FVR4-FY23 - Pumper Pierce Arrow (Fire)						\$0	\$653,943
	FVR5-FY23 - Dodge Ram 3500 (Fire)						\$0	\$176,831
064000-58003	MACHINERY & EQUIPMENT OVER \$5K	\$26,268	\$0	\$0	\$0	\$0	\$0	\$0
064000-99085	ACCIDENT INS EQUIP OVER \$5K	\$0	\$0	\$0	\$0	\$0	\$0	\$0
064999	CONTRA - MACHINERY & EQUIPMENT	(\$4,529,195)	(\$3,804,421)	\$0	\$0	(\$2,730,709)	\$0	\$0
	CAPITAL EXPENDITURES	\$0	(\$8,594)	\$5,818,870	\$5,818,870	\$0	\$3,161,823	\$9,081,098
041100	IT&C ALLOCATION	\$64,705	\$65,624	\$80,212	\$80,212	\$80,212	\$80,212	\$240,105
044100	FLEET REPLACEMENT ALLOCATION	\$75,603	\$96,561	\$119,030	\$119,030	\$119,030	\$119,030	\$173,095
049060	INTERNAL SERVICES MOWING	\$0	\$0	\$0	\$0	\$0	\$0	\$25,311
045001	PROPERTY INSURANCE	\$34,426	\$43,899	\$46,205	\$46,205	\$35,037	\$46,205	\$55,676
045002	LIABILITY INSURANCE	\$31,382	\$31,791	\$45,277	\$45,277	\$26,386	\$45,277	\$53,532
	Details for LIABILITY INSURANCE							

City of Palm Coast Next Year Budget Analysis

							-10%	55%
	B-2 GENERAL LIABILITY STORAGE TANK LIABILITY						\$10,500	\$10,500
	Liability Insurance						\$34,777	\$43,032
045003	AUTOMOBILE INSURANCE	\$1,702	\$1,757	\$2,530	\$2,530	\$1,272	\$2,530	\$3,006
046102	FLEET COMMUNICATIONS ALLOCATIO	\$7,500	\$2,624	\$3,102	\$3,102	\$3,102	\$3,102	\$4,217
046105	FACILITIES MAINTENANCE CHARGES	\$0	\$32,929	\$32,523	\$32,523	\$32,523	\$32,523	\$45,390
	INTERNAL ALLOCATIONS	\$215,318	\$275,184	\$328,879	\$328,879	\$297,562	\$328,879	\$600,332
099093	FLEET REPLACEMENT RESERVE	\$0	\$0	\$0	\$0	\$0	\$1,439,097	\$910,911
	OTHER	\$0	\$0	\$0	\$0	\$0	\$1,439,097	\$910,911
091300	TRANSFER TO CAPITAL PROJECTS F	\$0	\$300,000	\$300,000	\$300,000	\$300,000	\$300,000	\$0
	Details for TRANSFER TO CAPITAL PROJECTS F							
	Transfer to Capital Projects Fund - Public Works Facility						\$300,000	\$0
091502	TRANSFER TO FLEET COMMUNICATIO	\$0	\$0	\$1,000	\$1,000	\$0	\$1,000	\$0
091525	TRANSFER TO ITC FUND	\$0	\$0	\$84,198	\$84,198	\$84,198	\$84,198	\$4,900
	Details for TRANSFER TO IT INTRN SVC FUND							
	FY23 NEW POSITION - FLEET DIV MNGR - 16GB PRCSN, DOCK, 30" MONITOR, CELL PHONE, UPS, KTBRD+MOUSE,						\$0	\$4,900
	FY22 - Surface/Salesforce - New Mechanic III						\$4,198	\$0
	FY22 - Fleet Software						\$80,000	\$0
	INTERFUND TRANSFER	\$0	\$300,000	\$385,198	\$385,198	\$384,198	\$385,198	\$4,900
072000	INTEREST	\$0	\$0	\$0	\$0	\$0	\$0	\$0
	DEBT	\$0	\$0	\$0	\$0	\$0	\$0	\$0








Budget Worksheet - Internal Services Fund - Fleet Management - 6501

Final Audit Report

2022-08-29

Created:	2022-08-26
By:	Raelene Crenshaw (RCrenshaw@palmcoastgov.com)
Status:	Signed
Transaction ID:	CBJCHBCAABAAy5mUQ7HKrjNzczykbAJQsm-UsabRqB5p

"Budget Worksheet - Internal Services Fund - Fleet Management - 6501" History

-  Document created by Raelene Crenshaw (RCrenshaw@palmcoastgov.com)
2022-08-26 - 4:03:42 PM GMT- IP address: 204.145.118.4
-  Document emailed to Denise Bevan (dbevan@palmcoastgov.com) for signature
2022-08-26 - 4:04:29 PM GMT
-  Email viewed by Denise Bevan (dbevan@palmcoastgov.com)
2022-08-29 - 12:09:25 PM GMT- IP address: 204.145.118.4
-  Document e-signed by Denise Bevan (dbevan@palmcoastgov.com)
Signature Date: 2022-08-29 - 12:09:43 PM GMT - Time Source: server- IP address: 204.145.118.4
-  Agreement completed.
2022-08-29 - 12:09:43 PM GMT